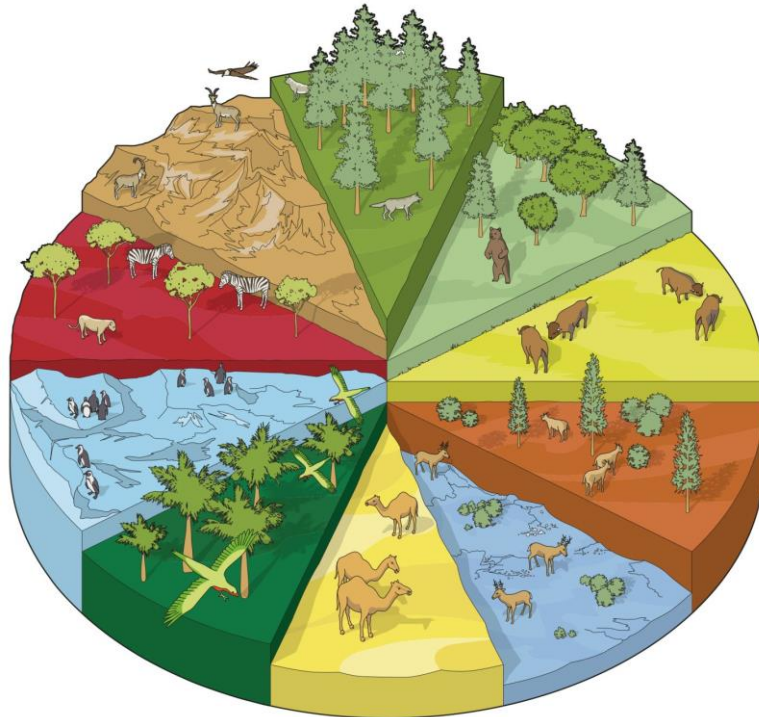


Ifield School

Design and Technology Project
(cross-curricular links with
Geography and Art)



Designing a Habitat

By _____


February 2021
Maple Class

Different Habitats

LO: To recognise a range of habitats.







Where do animals live?

LO: To begin to understand that different animals have different habitats.




A River



A desert



The Sea



A Rainforest



My Habitat Design

LO: To be able to design a habitat for an animal of my choice.

My habitat design

Materials and Resources

LO: To be able to identify the materials and resources I need to make my habitat.

Circle the materials or resources that you will need to make your habitat.



Can you think of any other materials or resources that you may need? Draw them below.




Safety Poster

LO: To be able to identify how to be safe when using a range of resources.

Evaluating the finished product

LO: To be able to evaluate a final product

My final product



What went well?



What would you like to change about your habitat?

What did you enjoy about making your habitat?

Well done!

