



Science

Everyday Materials

Objects and Materials



Aim

- I can tell the difference between an object and the materials it is made from.

Success Criteria

- I can name specific objects.
- I can identify the materials which specific objects are made from.
- I can explain the difference between objects and materials.

Object Challenge



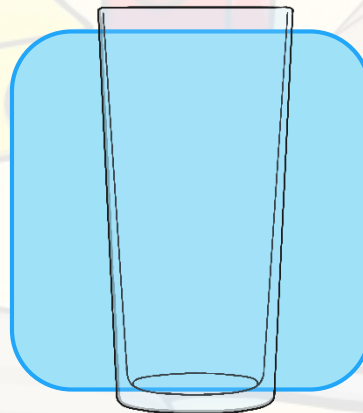
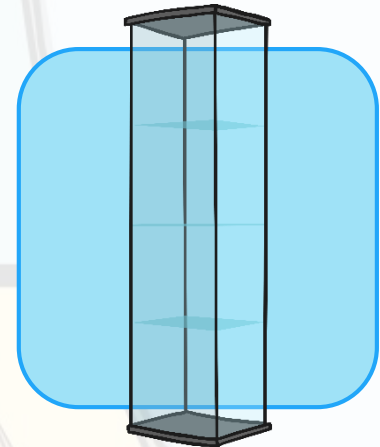
In your group, look at the objects. What have they all got in common?



Object Challenge Answers

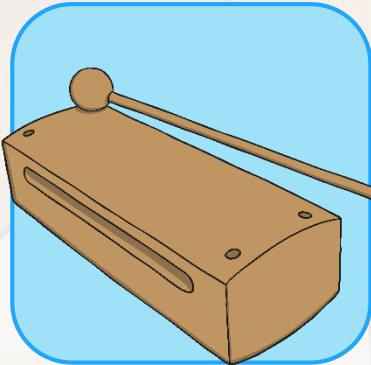




What objects are made from glass?



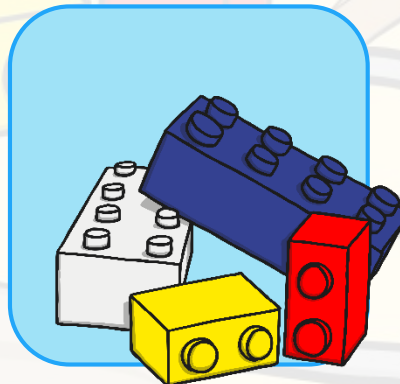

Object Challenge Answers

What objects are made from wood?



Object Challenge Answers

What do these objects make from plastic?



Material Challenge



What objects can you see in this picture?

What materials do you think these objects are made from?

How do you know?

glass

wood

start

Time up!

Photo courtesy of Radiobrain_@flickr.com) - granted under creative commons licence – attribution

Material Challenge



What material is this pencil sharpener made from?

How do you know?

Is it made from one material?

metal

plastic

start

Time up!

Photo courtesy of quinnanya@flickr.com) - granted under creative commons licence – attribution

Material Challenge

plastic



What materials are these glasses made from?

How do you know?


glass

start

Time up!

Photo courtesy of WillVision@flickr.com) - granted under creative commons licence – attribution

Objects and Materials



★ **Objects and Materials**

Sort the pictures into objects and everyday materials.

Everyday Objects Everyday Materials



★★ **Objects and Materials**

Look at the pictures and read the sentences. Choose the right words from the word bank at the bottom of the page to make the sentences make sense.

★★★ **Objects and Materials**

Draw and label three objects. Then write a sentence explaining what materials the objects are made from.

| | |
|--|--|
| | |
| | |
| | |

 **planit** 

Science | Year 1 | Everyday Materials | Objects and Materials Lesson 2

Odd One Out



Which of these do you think is the odd one out? Why?



Photo courtesy of Rev Stani@flickr.com, Richard-Gi@flickr.com, CARLISLEHVAC@flickr.com and Horrortaxi@flickr.com) - granted under creative commons licence -- attribution

Aim



- I can tell the difference between an object and the materials it is made from.

Success Criteria

- I can name specific objects.
- I can identify the materials which specific objects are made from.
- I can explain the difference between objects and materials

