



Thanks for not printing this page!

Simply print from page 2 in your printing options to avoid wasted paper & ink!



...your first choice for easy to use, trusted and high quality teaching materials for educators and parents worldwide - professionally crafted materials with a personal touch.

A brief word about copyright...

By downloading this resource, you agree to the following:



You may use this resource for personal and/or classroom use only.

In order to support us, we ask that you always acknowledge www.twinkl.co.uk as the source of the resource. **If you love these resources, why not let others know about Twinkl?**



You must not reproduce or share this resource with others in any form. They are more than welcome to download the resource directly from us.

You must not host or in any other way share our resources directly with others, without our prior written permission.

We also ask that this product is not used for commercial purposes and also that you do not alter the digital versions of our products in any way.

Thank you for downloading!


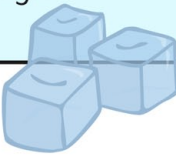


We hope you enjoy the resource and we'll see you very soon!



Did you know we also have twinkl Premium for schools?
Email sales@twinkl.co.uk for more information.

Polar Bear Hunt Sensory Story

🎵 Start the lesson by playing the song 'Beautiful Day' by U2

	Suggested Resources	Activity
Read "We're Going on..."	A drum, a tray, legs, table. 	Lead adult to tap out the rhythm with a drum. Other adults to tap out the beat on students legs, tables or trays.
UH OH!	Chime.	Repeat to indicate start of each activity.
Snow drift	Crackling foot gel.	Massage on feet/hands.
Snow storm	Paper snowballs, confetti.	Throw scrunched up snow balls or confetti in the air above students.
River	Cold water, deep trays.	Where possible students to put feet in cold water.
Icicles	Ice cubes. 	Drip ice cubes on to faces/hands.
Snow cave	Echoing microphones.	Call and response for names.
Cave	Torches, mirrors. 	Use torches to look around room, look at own faces in mirror, track lights.
BEAR!	Blankets, Thunder drum or bear sound on computer. 	Quick drum beat/tapping. Reverse through activities. Hide under blankets- - Bear growling sound on CD or thunder drum. Wait till growling stops then call students names and support to re appear! v