











































Beech 	Monday 	Tuesday 	Wednesday 	Thursday 	Friday 	English
8.45	Work 	Register 		Activate 	Interventions 	Begin discussing the nativity story. What can you see? What happens next?
9.15	English 	Music 	Phonics abc	Swimming 	PE 	Sensory bags – See document.
9.55		Self directed 				Harder - Sequencing the Nativity story. Can they talk about what happen first? Then? Next? Can they write a sentence?
10.25	Snack 		Play 			
10.50	Self directed 	Adult led 	Self directed 	Adult led 	Reading 	Topic
11.25		Self directed 		Self directed 		12 days of Christmas pictures to be created – using collage, and/or computer skills and so on.
12.00	Play 	Wash hands 	Lunch 	Register 	Reading 	What is the '12 days of Christmas'? (762) Christmas Songs for Children 12 Days of Christmas Kids Songs Christmas Carols for Kids - YouTube
1.30	Topic 	PE enrichment 	Topic 	Adult led 	PECS/ Communication focus time	What shall we create? Work with your child to use resources that you have to create it. There are also templates for each that you can print (link to maths – counting and forming the numbers).
2.05				Self directed 		
2.40	Assembly 		Assembly 	Assembly 	Assembly 	
3.00 - 3.30	Tutorial 	Interventions 	Personal care 	Home 		

Above is the timetable that we follow in Beech Class. Please follow it where it is possible and phone me if you need any support. Please find resources within the folders and choose what is suitable for your individual child.

Self-directed time: Your child leads their learning through resources that you have put out in the environment for them. You observe and support your child to develop their skills.

PE Enrichment: This term we are participating in yoga. You can access yoga videos to support with this – Cosmic Kids Yoga https://www.youtube.com/watch?v=on_9AhPQigE

Swimming could be replaced with another form of exercise. This could be through the use of YouTube videos or if you have equipment at home like a trampoline.

Reading – Please hear/read to your child every day. Also allow opportunities for questions, such as: (simple) Where is the dog? What colour is it? (More challenging) What do you think is going to happen? What would you do? How are they feeling?

Design and Technology (Topic) – You could bake something linked to Christmas or decorate ready-made biscuits with Christmas designs to support life skills.