



KS1


Cursive

Letter Formation

Name: _____



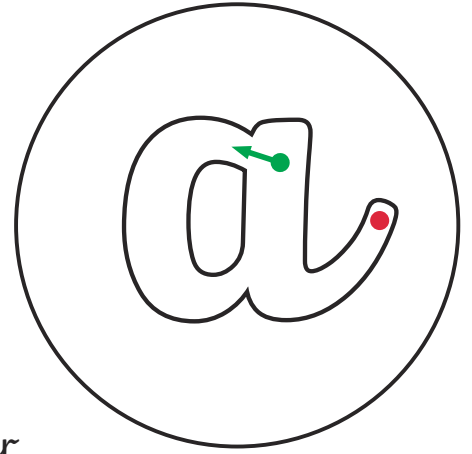
twinkl











The Letter 'a'

Start with a c and then go upwards all the way.

Go straight back down again and hooray – you made an a!



Find the letter **a** in the words below and draw a circle around them. Using your finger, draw the letter **a** in the air.

			
axe	arrow	ankle	cat
			
small	tray	plane	snail

Now carefully write out six lines of the letter 'a'.

a a a a a a a a a a a a a a a


a a a a a a a a a a a a a a a

a a a a a a a a a a a a a a a

a a a a a a a a a a a a a a a

a

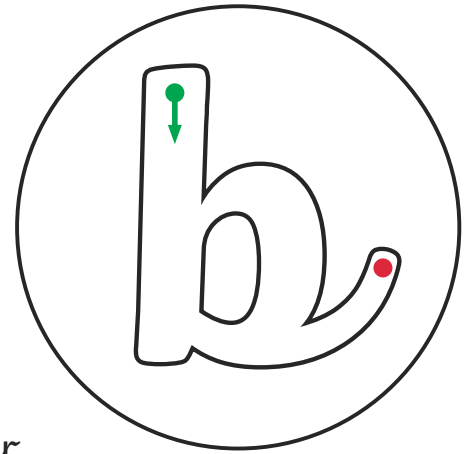
a











The Letter 'b'

Go straight down, then halfway up, then all the way around.

Join to the bottom to make a **b**, then flick on with a whooshing sound!



Find the letter **b** in the words below and draw a circle around them. Using your finger, draw the letter **b** in the air.

			
book	boat	sob	crab
			
globe	robot	baby	boil

Now carefully write out six lines of the letter '**b**'.

b b b b b b b b b b b b b b


b b b b b b b b b b b b b b

b b b b b b b b b b b b b b

b b b b b b b b b b b b b b

b

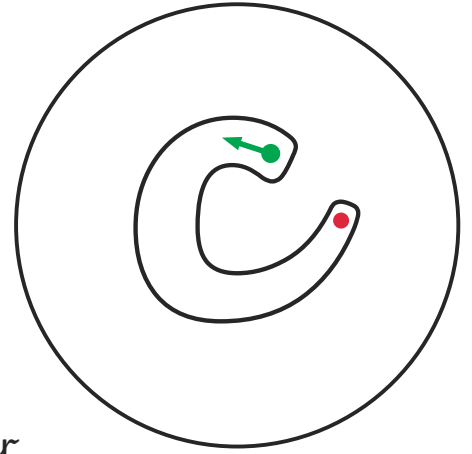
b











The Letter 'c'

Start drawing a circle and curl slowly.

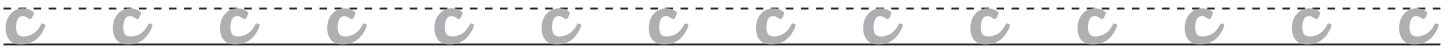
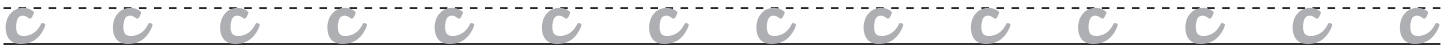
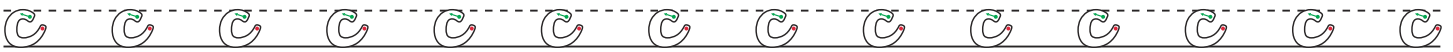
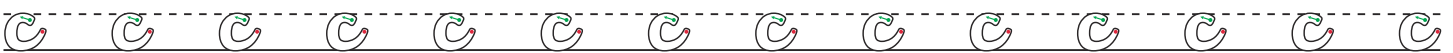
Stop before you finish and it makes a **c**.




Find the letter **c** in the words below and draw a circle around them. Using your finger, draw the letter **c** in the air.

			
cheese	race	cat	watch
			
cup	cake	crash	clown

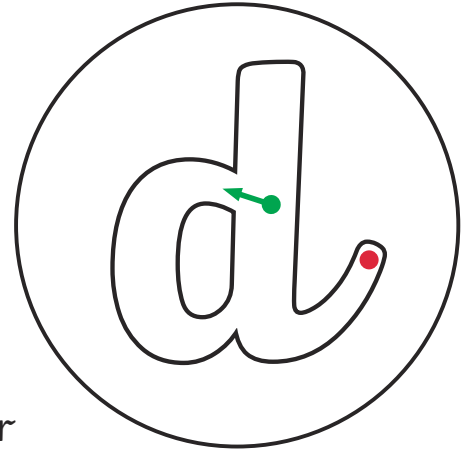
Now carefully write out six lines of the letter 'c'.






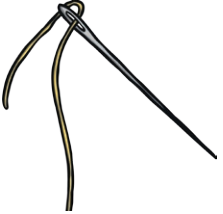






The Letter 'd'

Start with a c and then climb a tree. Come back down and you have a **d**!



Find the letter **d** in the words below and draw a circle around them. Using your finger, draw the letter **d** in the air.

 dish	 duck	 doll	 needle
 read	 round	 dice	 spider

Now carefully write out six lines of the letter 'd'.

d d d d d d d d d d d d d d


d d d d d d d d d d d d d d

d d d d d d d d d d d d d d

d d d d d d d d d d d d d d

d

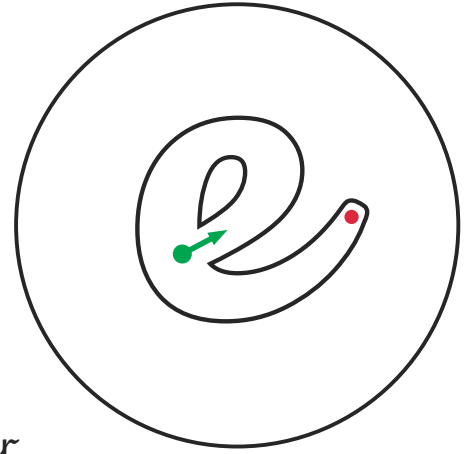
d











The Letter 'e'

Start in the middle and go across carefully,

Then curl like a snail and you have an **e**!



Find the letter **e** in the words below and draw a circle around them. Using your finger, draw the letter **e** in the air.

 egg	 elf	 elbow	 bed
 seed	 home	 bean	 plane

Now carefully write out six lines of the letter 'e'.

e e e e e e e e e e e e e e e


e e e e e e e e e e e e e e e

e e e e e e e e e e e e e e e

e e e e e e e e e e e e e e e

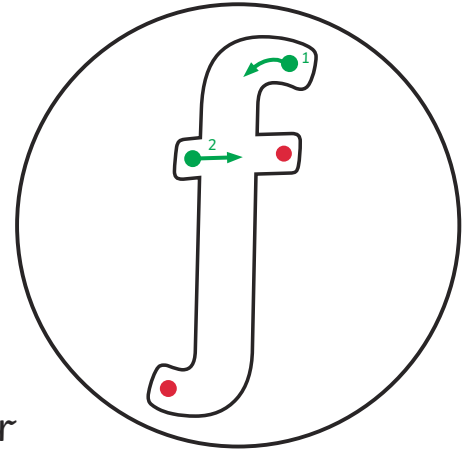
e

e











The Letter 'f'

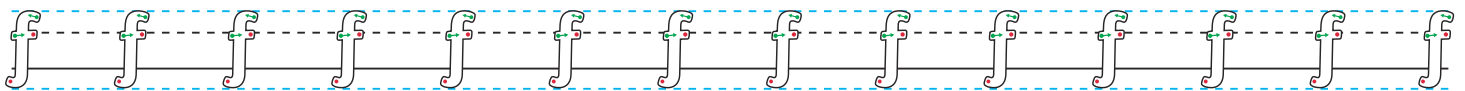
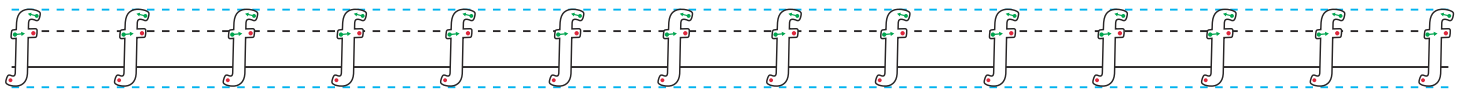
Curl the top, go straight down and swing to the left. Go back up and cross the belly of your f!




Find the letter **f** in the words below and draw a circle around them. Using your finger, draw the letter **f** in the air.

			
fork	flag	fan	fight
			
golf	half	huff	safe


Now carefully write out six lines of the letter 'f'.













The Letter 'g'

To begin writing a **g**, you need a c,
Then go down and make a tail for
a little monkey!



Find the letter **g** in the words below and draw
a circle around them. Using your finger, draw the
letter **g** in the air.

			
gum	glue	gate	goal
			
king	pig	tiger	playing

Now carefully write out six lines of the letter 'g'.

g g g g g g g g g g g g g g g


g g g g g g g g g g g g g g g

g g g g g g g g g g g g g g g

g g g g g g g g g g g g g g g

g

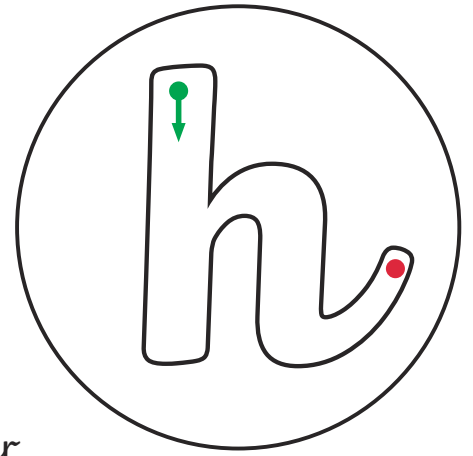
g











The Letter 'h'

Start at the top, go straight down and back halfway.

Then over a hump and down to the line to make an **h**!



Find the letter **h** in the words below and draw a circle around them. Using your finger, draw the letter **h** in the air.

 hat	 hippo	 chick	 path
 shout	 hive	 dishes	 hand

Now carefully write out six lines of the letter 'h'.

h h h h h h h h h h h h h h

h h h h h h h h h h h h h h

h h h h h h h h h h h h h h

h h h h h h h h h h h h h h

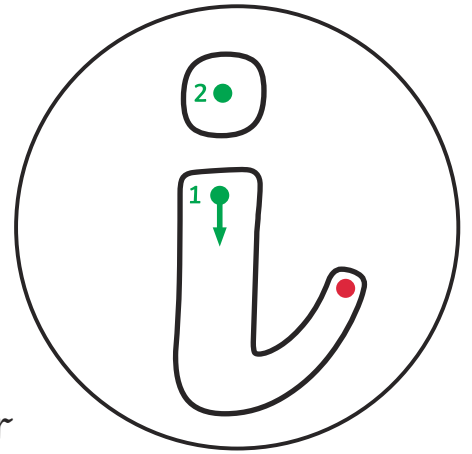
h

h











The Letter 'i'

Go straight down,
then take your pencil off to fly...
Right up to the top,
draw a dot and you have an **i**!



Find the letter **i** in the words below and draw a circle around them. Using your finger, draw the letter **i** in the air.

			
igloo	ice	insect	ship
			
pig	milk	iguana	twins

Now carefully write out six lines of the letter 'i'.

i i i i i i i i i i i i i i

i i i i i i i i i i i i i i

i i i i i i i i i i i i i i

i i i i i i i i i i i i i i

i

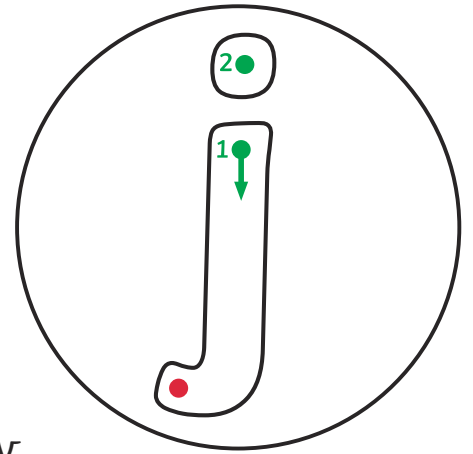
i











The Letter 'j'

Go straight down, under the line and then which way?

A tiny curl to the left, then fly to the top and dot your j.




Find the letter **j** in the words below and draw a circle around them. Using your finger, draw the letter **j** in the air.

 jumper	 juice	 jar	 jam
 enjoy	 injury	 joke	 jellyfish

Now carefully write out six lines of the letter 'j'.

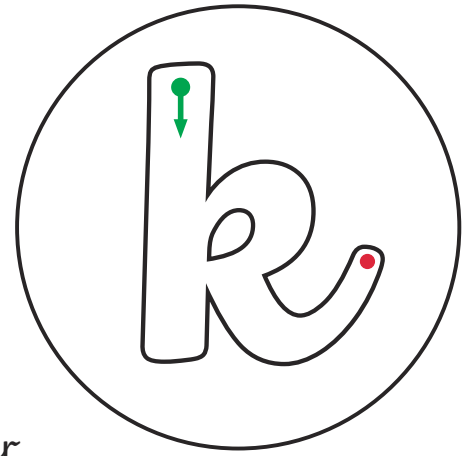
Handwriting practice lines for the cursive letter 'j'. The first two rows show the letter 'j' with stroke order arrows. The next three rows show the letter 'j' for tracing. The final row shows the letter 'j' for independent writing.











The Letter 'k'

Whoosh all the way down,
go halfway up and around.

Go down and out with a flick,
your **k** is ready to kick!



Find the letter **k** in the words below and draw a circle around them. Using your finger, draw the letter **k** in the air.

			
kit	king	kennel	kettle
			
book	sack	bake	cookie

Now carefully write out six lines of the letter 'k'.

k k k k k k k k k k k k k k

k k k k k k k k k k k k k k

k k k k k k k k k k k k k k

k k k k k k k k k k k k k k

k

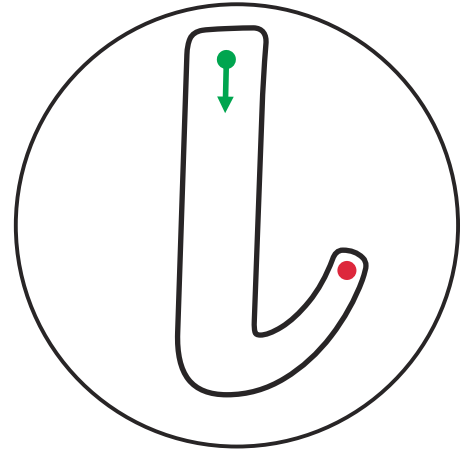
k




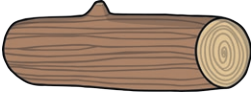

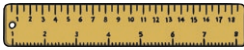




The Letter 'l'

Start up high and then go down – you're doing well. Then the tiniest curl to the right and you have an **l**!


Find the letter **l** in these words and draw a circle around them. Using your finger, draw the letter **l** in the air.



			
jelly	lamp	salad	log
			
lollipop	ruler	lion	flag

Now carefully write out six lines of the letter 'l'.














The Letter 'm'

Start at the top, down, up, over and down again.

Up and over and down once more to finish your **m**!




Find the letter **m** in the words below and draw a circle around them. Using your finger, draw the letter **m** in the air.

			
lemon	swim	lamp	pumpkin
			
monkey	map	mud	moat

Now carefully write out six lines of the letter 'm'.

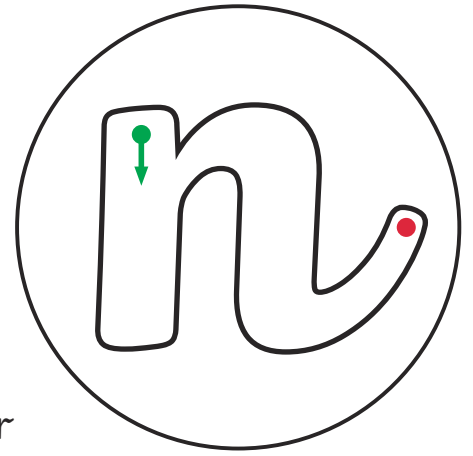
Handwriting practice lines for the cursive letter 'm'. The first two rows show the letter with stroke order arrows. The next two rows show the letter in grey for tracing. The final two rows show the letter in black for independent practice.






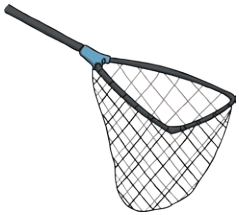


The Letter 'n'

Start at the top, go down,
then up and then...

Go over and down to the bottom
and there you have an **n**!



Find the letter **n** in the words below and draw a circle around them. Using your finger, draw the letter **n** in the air.

			
jungle	pain	honey	hen
			
net	nail	nest	knee

Now carefully write out six lines of the letter 'n'.

n n n n n n n n n n n n n


n n n n n n n n n n n n n

n n n n n n n n n n n n n

n n n n n n n n n n n n n

n

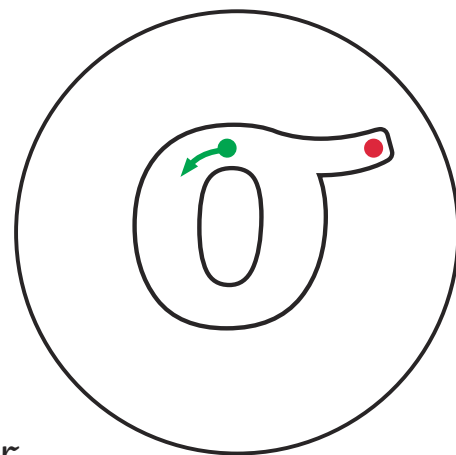
n







The Letter 'o'

Start at the top and go anticlockwise, carefully and slow,




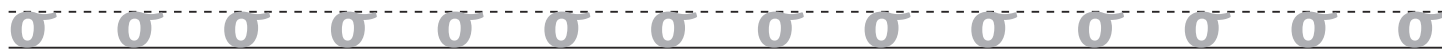
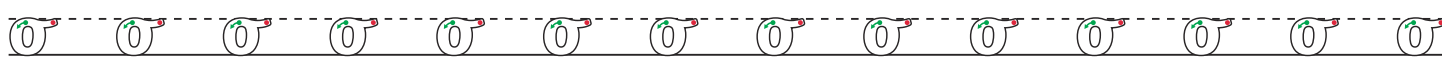
When your circle comes back to the top, lead out to form your o!




Find the letter **o** in the words below and draw a circle around them. Using your finger, draw the letter **o** in the air.

			
orange	off	dog	soap
			
robin	over	owl	hero

Now carefully write out six lines of the letter 'o'.

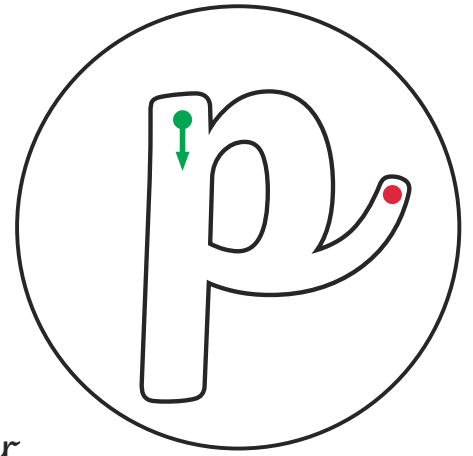




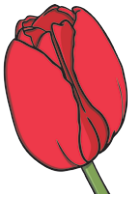

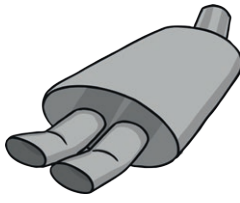



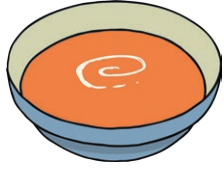

The Letter 'p'

Start at the top, go down under the line and then back neatly,

Then draw a curve that joins onto your line to make a **p**!




Find the letter **p** in the words below and draw a circle around them. Using your finger, draw the letter **p** in the air.

 tulip	 stamp	 pipe	 play
 pool	 pizza	 soup	 rope

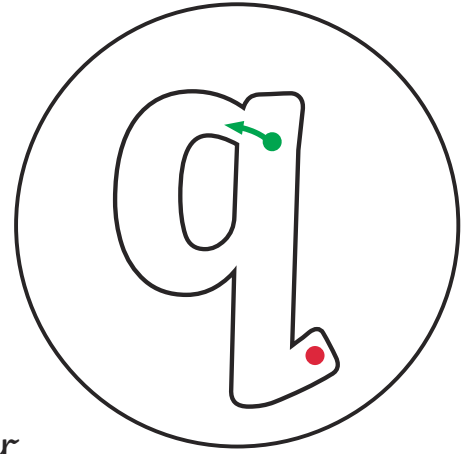
Now carefully write out six lines of the letter 'p'.

Handwriting practice lines for the cursive letter 'p'. The first two rows show the letter formed on dashed lines with arrows indicating stroke direction. The next two rows show the letter formed on solid lines. The final two rows show the letter formed on solid lines with dashed outlines for tracing.











The Letter 'q'

Start with a c, go up, then down, then what do you do? Go under the line then flick to the right to make a letter **q**!



Find the letter **q** in the words below and draw a circle around them. Using your finger, draw the letter **q** in the air.

 <p>quack</p>	 <p>queue</p>	 <p>quill</p>	 <p>quiz</p>
 <p>queen</p>	 <p>liquid</p>	 <p>square</p>	 <p>squash</p>

Now carefully write out six lines of the letter 'q'.

q q q q q q q q q q q q q q q


q q q q q q q q q q q q q q q

q q q q q q q q q q q q q q q

q q q q q q q q q q q q q q q

q

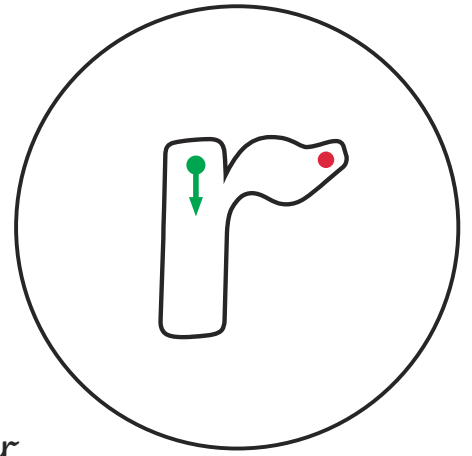
q








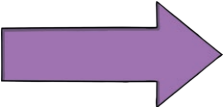


The Letter 'r'

Start at the top, go down,
and up but not too far.

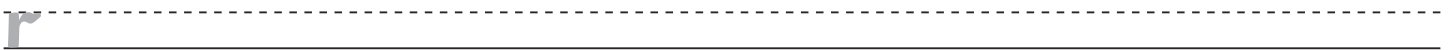
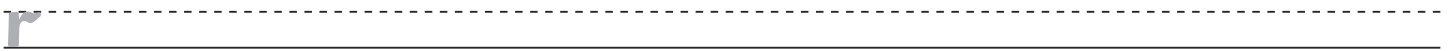
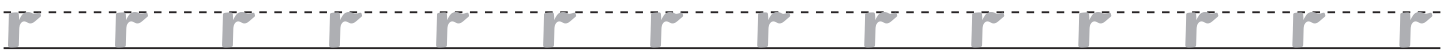
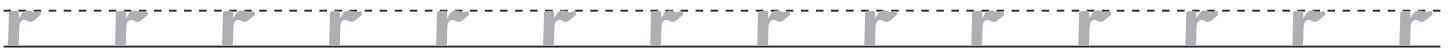
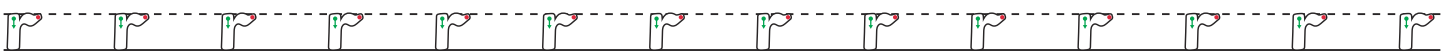
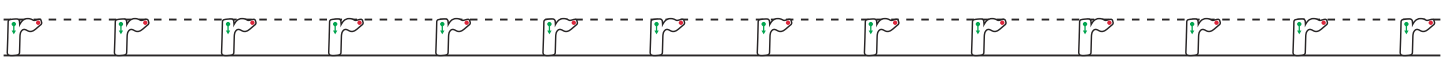
Then draw a small curl at the top to
make your perfect **r**!




Find the letter **r** in the words below and draw a circle around them. Using your finger, draw the letter **r** in the air.

			
ride	rope	road	river
			
crawl	arrow	cheer	worm

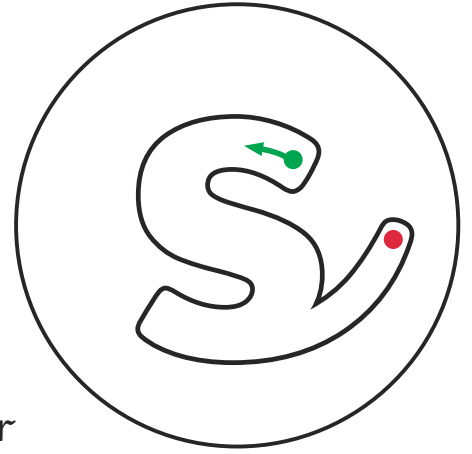
Now carefully write out six lines of the letter 'r'.













The Letter 's'

To make an **s**, curl left and right. Now left again, then flick out with delight!



Find the letter **s** in the words below and draw a circle around them. Using your finger, draw the letter **s** in the air.

 sun	 snail	 school	 scarf
 dash	 vase	 gloves	 mess

Now carefully write out six lines of the letter 's'.

s s s s s s s s s s s s s s s

s s s s s s s s s s s s s s s

s s s s s s s s s s s s s s s

s s s s s s s s s s s s s s s

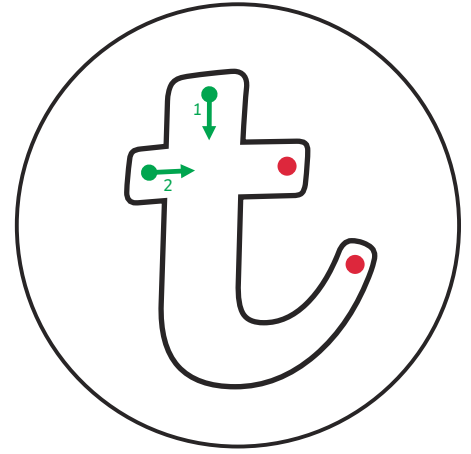
s

s











The Letter 't'

t isn't tall and it's not small, it's in between. Start at the top, go down and curl, then cross your **t**!



Find the letter **t** in these words and draw a circle around them. Using your finger, draw the letter **t** in the air.

 triangle	 train	 tortoise	 tree
 teddy	 hat	 bite	 sweet

Now carefully write out six lines of the letter 't'.

t t t t t t t t t t t t t t t

t t t t t t t t t t t t t t t

t t t t t t t t t t t t t t t

t t t t t t t t t t t t t t t

t

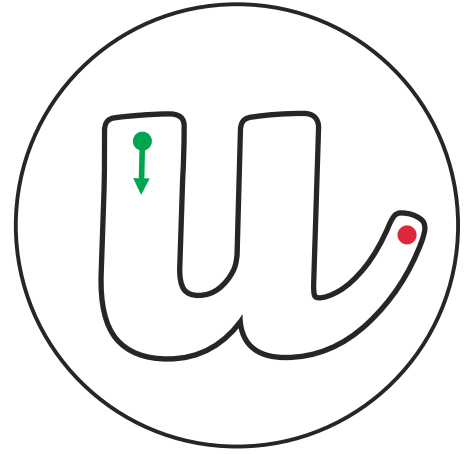
t











The Letter 'u'

Start at the top, go down, bend to the right and go up – woo! Go back down and then you've made the letter **u**!

Find the letter **u** in the words below and draw a circle around them. Using your finger, draw the letter **u** in the air.



 umbrella	 sunshine	 truck	 jumper
 under	 upstairs	 thumb	 hundred

Now carefully write out six lines of the letter 'u'.

u u u u u u u u u u u u u u

u u u u u u u u u u u u u u

u u u u u u u u u u u u u u

u u u u u u u u u u u u u u

u

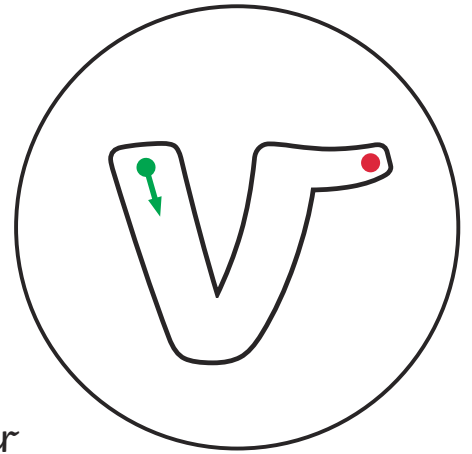
u





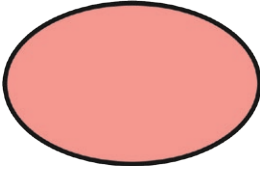





The Letter 'v'

v is made of lines, no curls or bends or humps to see.

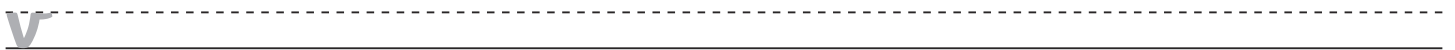
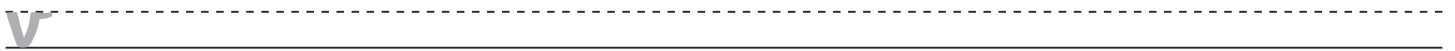
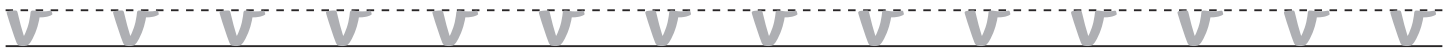
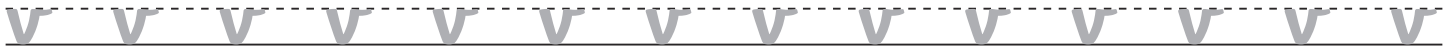
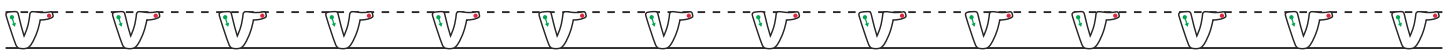
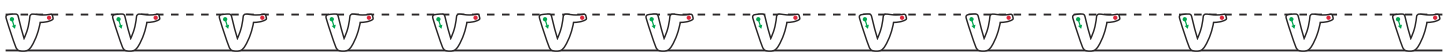
Diagonally down and then back up then flick out to make a **v**!



Find the letter **v** in the words below and draw a circle around them. Using your finger, draw the letter **v** in the air.

 van	 vine	 oval	 wave
 eleven	 heavy	 veil	 vote

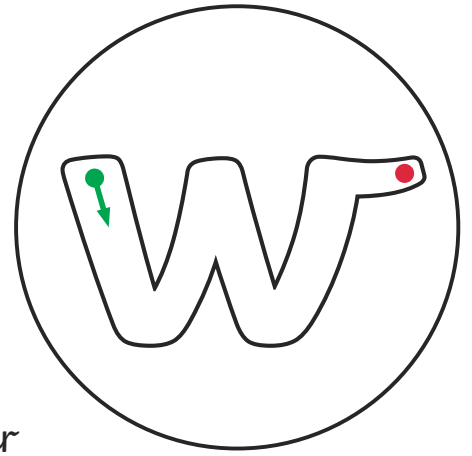
Now carefully write out six lines of the letter 'v'.





The Letter 'w'

Just like a v, there's only diagonal lines to do. Down, up, down, up is how you write a **w**!



Find the letter **w** in the words below and draw a circle around them. Using your finger, draw the letter **w** in the air.

 web	 worm	 witch	 wheel
 new	 meow	 shower	 sweets

Now carefully write out six lines of the letter 'w'.

W W W W W W W W W W W W W W W W

W W W W W W W W W W W W W W W W

W W W W W W W W W W W W W W W W

W W W W W W W W W W W W W W W W

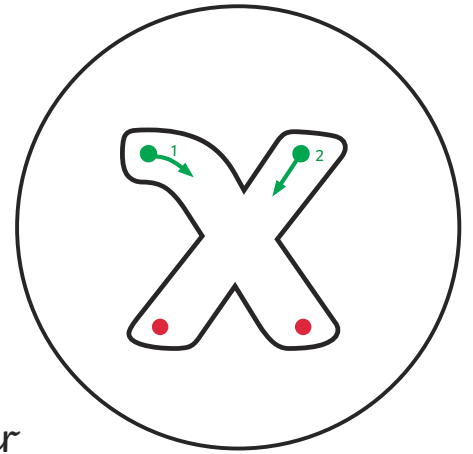
W

W

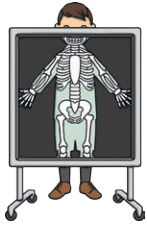

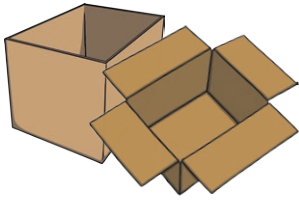







The Letter 'x'

Start at the top and draw a diagonal line from the left. Jump back to the top, go from right to left and you have an **x**!



Find the letter **x** in the words below and draw a circle around them. Using your finger, draw the letter **x** in the air.

 x-ray	 exit	 boxes	 six
 pixie	 text	 wax	 axe

Now carefully write out six lines of the letter '**x**'.

x x x x x x x x x x x x x

x x x x x x x x x x x x x

x x x x x x x x x x x x x

x x x x x x x x x x x x x

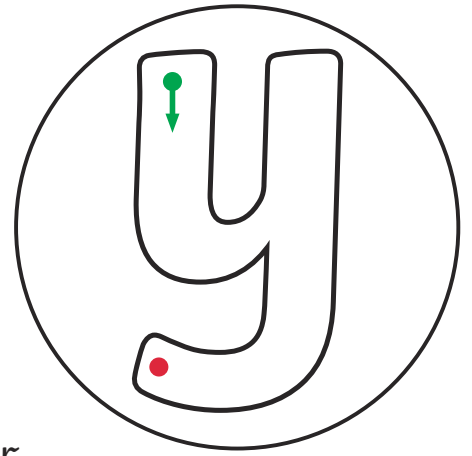
x

x





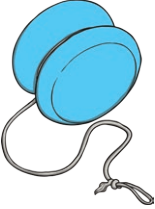





The Letter 'y'

Go down, bend to the right then head up to the sky. Go down, under the line and swing left to make a **y**.



Find the letter **y** in the words below and draw a circle around them. Using your finger, draw the letter **y** in the air.

			
party	jelly	yolk	yawn
			
yo-yo	yoghurt	cry	spy

Now carefully write out six lines of the letter 'y'.

y y y y y y y y y y y y y y

y y y y y y y y y y y y y y

y y y y y y y y y y y y y y

y y y y y y y y y y y y y y


y

y











The Letter 'z'

Start on the left and go straight across the letter's head. Then diagonally down then from right to left and whoosh out to make a z!



Find the letter **z** in the words below and draw a circle around them. Using your finger, draw the letter **z** in the air.

			
zebra	zap	zoom	zero
			
maze	razor	snooze	fizz

Now carefully write out six lines of the letter 'z'.

z z z z z z z z z z z z z z z

z z z z z z z z z z z z z z z

z z z z z z z z z z z z z z z

z z z z z z z z z z z z z z z

z z z z z z z z z z z z z z z

z z z z z z z z z z z z z z z