

Some activities that can be done at home to promote engagement with learning.

Shared activities that can be done with items in and around most home.

Google image search or Pinterest search for further ideas and examples.

Using a dice can make many activities into one that uses turn taking. The adult takes their turn and models what to do. The child takes their turn and must abide by the 'rule of the dice'


This can make an open ended activity have more structure and create more engagement. It is clearer when the activity is completed.

Roll & Chat

Take turns rolling the die and talking about the topic next to that number.

If you roll a...	Chat about...
	What was your favorite part of the story and why?
	What is your favorite illustration and what does it show?
	Pick 2 characters. Compare how they are alike and different.
	What is the setting of the book?
	What happened at the end of the story?
	Did you learn any lessons from the story?

www.playful-in-primary.com



ROLL-A-FACE


1st Turn Face Shape						
2nd Turn Eyes						
3rd Turn Nose						
4th Turn Mouth						
5th Turn Ears						
6th Turn Hair						

SUNSHINE



ROLL AND COLOR

Sun Roll and Color

Roll the dice and color one sun that matches that number. Can you color the suns?



©2020 Fun Learning for Kids





FREE!


STEM : marble run/ball drop.

Using card tubes masking taped to a vertical surface can you create track for a small object – marble, pompom, milk bottle lid?

A similar activity can be achieved by taping card to a baking tray or using playdough or salt dough to make the walls.



STEM - Make a boat that will float
challenge



STEM : lolly stick catapult (Tried and tested by 5-7yr olds in a local Sunday School class)
Use balled up paper or foil , buttons and pom poms to see which will travel furthest.





I-Spy printables

Engage tracking and scanning skills

&

Fine motor skills


Free printables in a range of themes

<https://www.papertraildesign.com/free-printable-i-spy-nature-game/>

and

<https://simpleplayideas.com/?s=i+spy>

‘Finger hole puppet’ – google image search or pinterest search for lots of variations.
Story telling, conversations, fine motor skills- scissors, gluing and colouring, turn taking



Explore feelings and emotions.

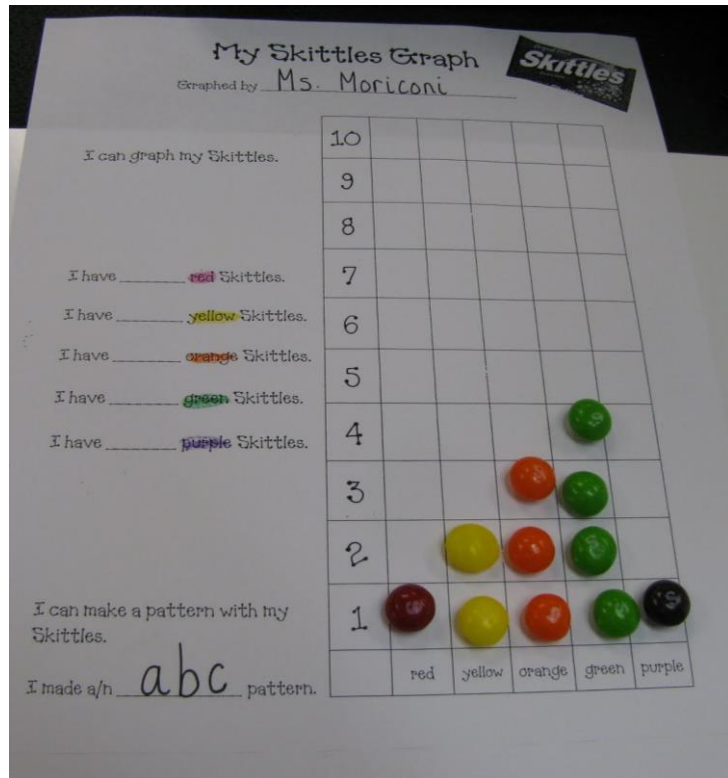
Make models and name the emotion. Create a back story for each character.



Use emojis to create the different features.
Take turns with the child to build faces and
label the different feeling the features are
showing.

You don't need stones you can do this on card.

<https://montessorifromtheheart.com/2017/12/07/emotions-body-feelings-mind-diy-puppets-kids-craft-homeschool-mindfulness/>



So many ways to sort buttons

By colour

By size

By shape

By holes etc



Use any fruit sweets –jelly babies, skittle, smarties.

Group by colour

Create a chart to show the compared amounts

Practice counting accurately.




Make skittles sums – yellow (2) + orange (3) = 5


CVC activities

Label pegs with a lowercase letter (if you haven't got wooden pegs use paper and sellotape to mark plastic pegs).

A left over paper plate and a split pin can create a cvc word wheel.

Toilet roll inner and a smaller card tube (foil, wrapping paper) can create a similar cvc read the word activity.







Gather sticks and create a stickman family using scraps of material, kitchen roll, tissue paper string kitchen ties, elastic bands pipe cleaners and string. Make an adventure for the family or create a den for them to live in.



BACKYARD SCAVENGER HUNT

modern typography.blogspot.com

- ☐ a bucket 
- ☐ something prickly 
- ☐ 3 kinds of leaves 
- ☐ something yellow 
- ☐ a seed 
- ☐ something you can eat 
- ☐ 2 sticks 
- ☐ something that smells good 
- ☐ a bug 
- ☐ something round 
- ☐ a weed 
- ☐ something smooth 
- ☐ something green 
- ☐
- ☐

WE'RE GOING ON AN INDOOR Scavenger Hunt

Gather up these items from around the house!

- | | | | | | |
|--------------------------|---|------------------------------|--------------------------|--|--|
| <input type="checkbox"/> |  | a stuffed animal | <input type="checkbox"/> |  | something that plays music |
| <input type="checkbox"/> |  | an item you use to bake | <input type="checkbox"/> |  | a book that has numbers |
| <input type="checkbox"/> |  | a picture of people you love | <input type="checkbox"/> |  | something round |
| <input type="checkbox"/> |  | something that has a map | <input type="checkbox"/> |  | something with wheels |
| <input type="checkbox"/> |  | something that makes bubbles | <input type="checkbox"/> |  | something that makes you happy |
| <input type="checkbox"/> |  | 3 things that are yellow | <input type="checkbox"/> | ABC | something that starts with the first letter of your name |

Don't forget to put them all away after the hunt is over!



Make Rainbows.




Re-grow

What can you get to grow by sticking the scrap part in water or small pot (marg tub/yoghurt pot) of soil?

Try

Ginger, spring onions, potato, lettuce, plant a slice of tomato, apple core etc.



Sow grass seed into a small pot of soil. Add features to make a character. If you can't get seed, dig up a small piece of turf.

Recipes for

Edible Slime

<https://www.itv.com/thismorning/food/how-to-make-your-own-edible-slime>

Playdough

<https://www.bbcgoodfood.com/howto/guide/playdough-recipe>

Salt dough

<https://www.allrecipes.com/recipe/240641/salt-dough/>

General

www.pinterest.co.uk



Bake

But without a mixer.

Do it all by hand and use pan scales with weights if possible or a recipe that uses cups

Maths – measure, quantities, sequencing, time, reading & motor control



Finger knit (same as Loom bands)

Single chain crochet using fingers or a 'knitting Nancy'

Once the chain is long enough make a snake.

Fine motor skills, preverence, sense of achievement.





Sock toys/puppets

No sew/some sew



<https://www.artistshelpingchildren.org/kidscraftsactivitiesblog/2011/01/how-to-make-easy-no-sew-sock-dolls-crafts-idea-for-kids/>