

THANKS FOR NOT PRINTING THIS PAGE!



Simply print from page 2 in your printing options, to avoid wasted paper and ink.

To find out more visit www.twinkl.co.uk/eco



Thanks for downloading and welcome to the twinkl family!

If you love our resources, you'll love premium!

- Save valuable time- we know how precious time can be, so we've spent thousands of hours creating lovely resources, leaving you to focus on what's most important.
- All the tools and materials you will need to create an amazing learning environment for your little stars!
- The largest collection of premium resources on the web at less than 1p per resource!
- Find out more about Twinkl premium at www.twinkl.co.uk/premium



How to change the print size of this resource

- In your PDF reader, click the 'File' menu
- Select 'Print'
- Click the box next to 'Print Scaling' and select 'Multiple Pages Per Sheet'
- You will now have various options, which will enable you to print several pages on just one sheet of paper.

A brief word about copyright...

By downloading this resource, you agree to the following:



Scan QR Code



You may use this resource for personal and/or classroom use only. We're more than happy for you to keep your own backup copy though.

In order to support us, we ask that you always acknowledge www.twinkl.co.uk as the source of the resource. If you love these resources, why not let others know about Twinkl?

You must not reproduce or share this resource with others in any form. They are more than welcome to download the resource directly from us.



You must not host or in any other way share our resources directly with others, without our prior written permission.

We also ask that this product is not used for commercial purposes and also that you do not alter the digital versions of our products in any way.

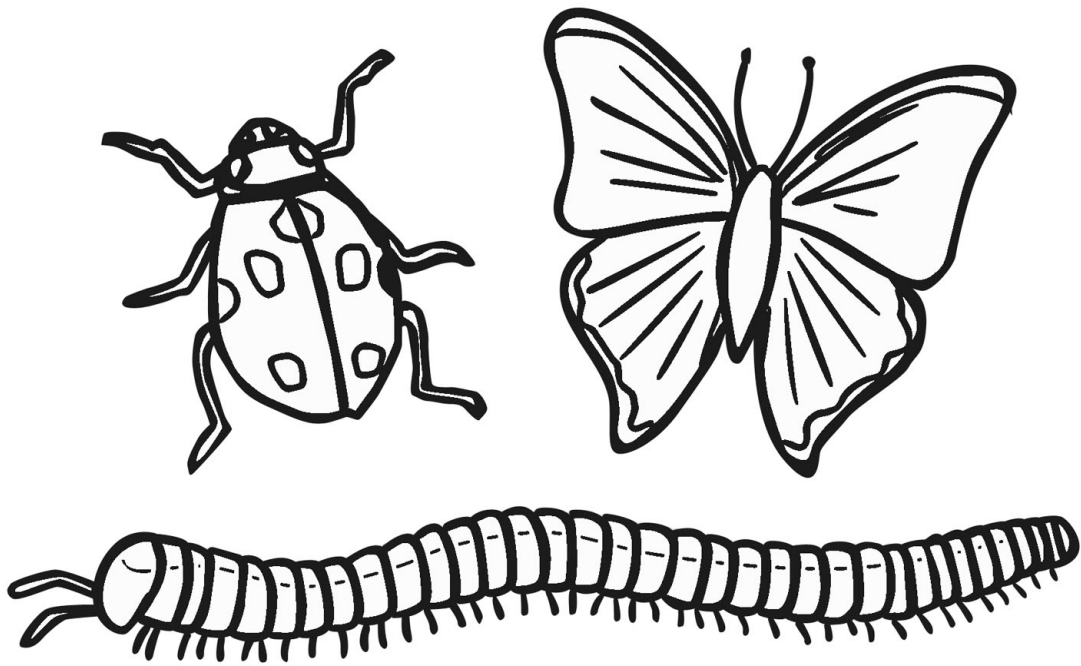
We hope you enjoy the resource and we'll see you very soon! x



www.twinkl.co.uk

© twinkl ltd

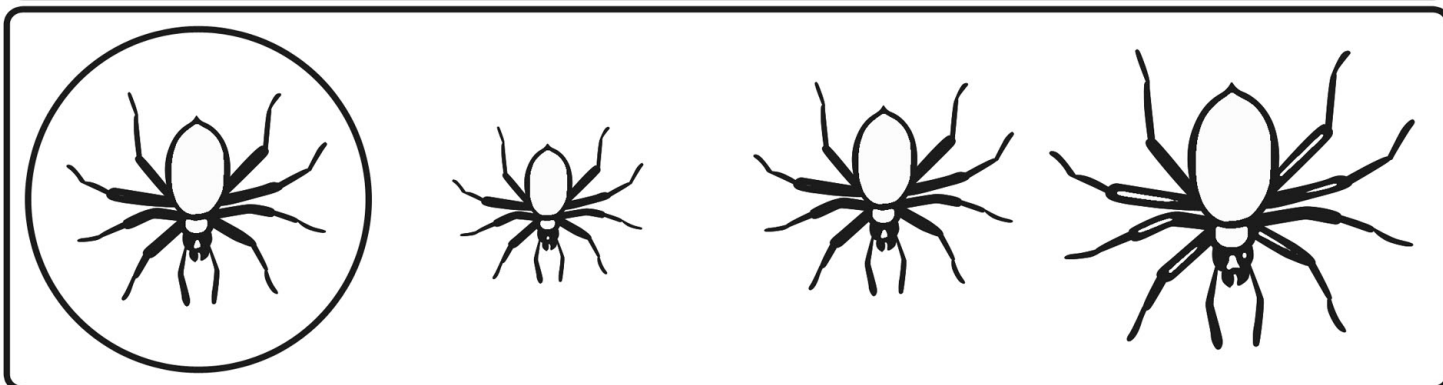


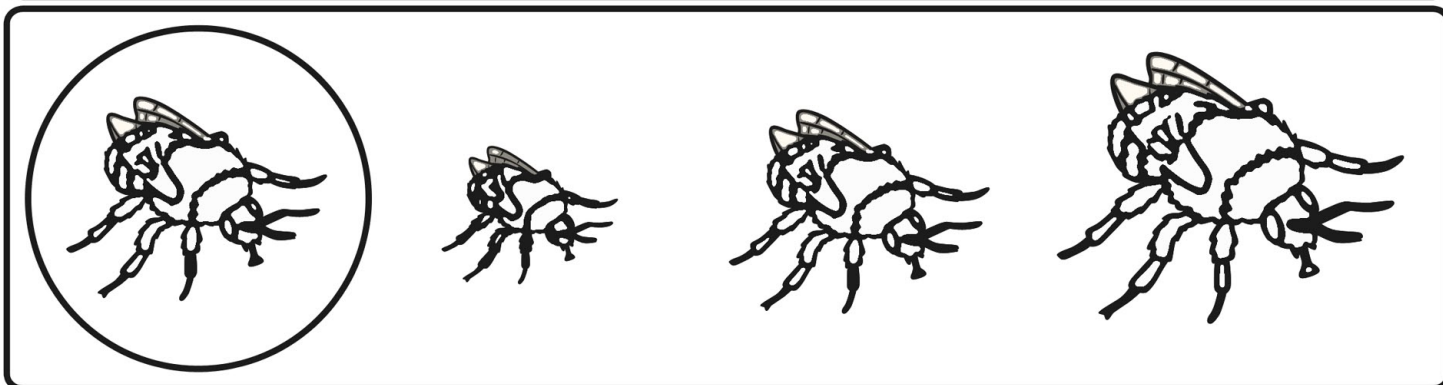

Minibeast Themed Maths Activity Book



My Name is _____

Size Matching Activity

Circle the picture that is the same size as the first picture.




Roll, add and colour!

INSTRUCTIONS;

1. Roll the dice
2. Add the numbers together
3. Colour the answer!

Two player:

Each player choses a colour.
The winner is the one with
the most minibeasts in their
colour at the end.








Name: _____ Date: _____


Number Comparison

Worksheet


Compare the numbers and write $<$, $>$ or $=$ in the box.



Minibeast Numbers



Draw **6** legs on the ladybird.

























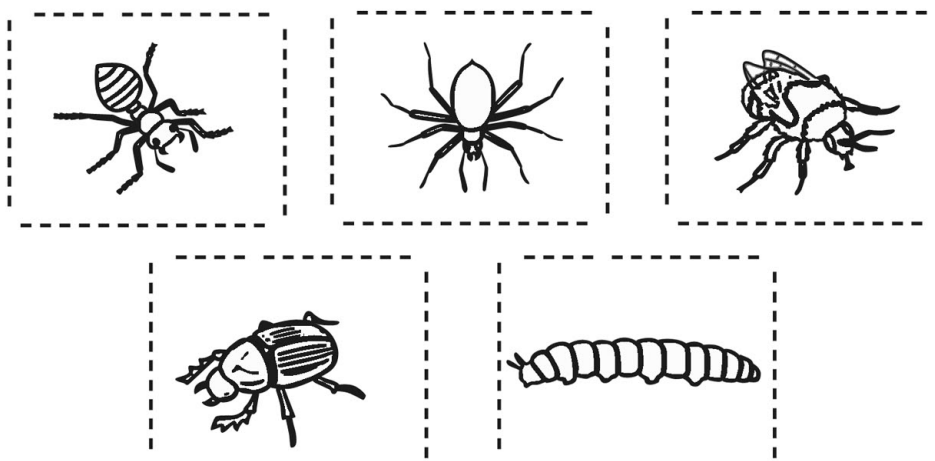
Draw **8** legs on the spider.

Date _____

Name _____

Cut and paste the pictures to complete the pattern.




Date _____

Name _____

Cut and paste the number tiles in the correct order.

--	--	--	--	--



3

2

5

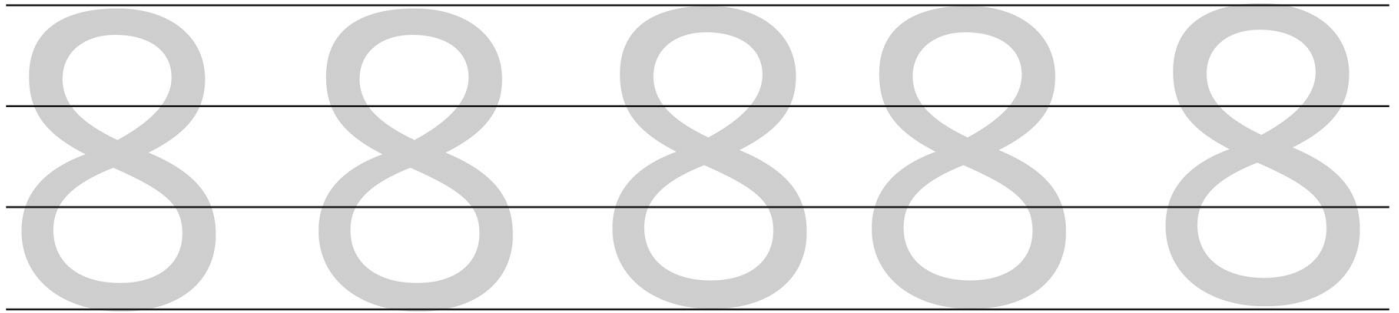
4

1

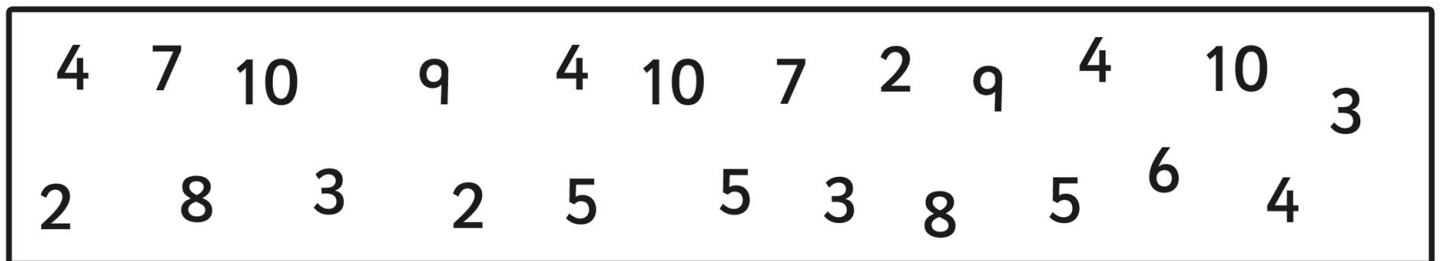
Date _____

Name _____


Trace the number 8.



Circle all the number 8's.



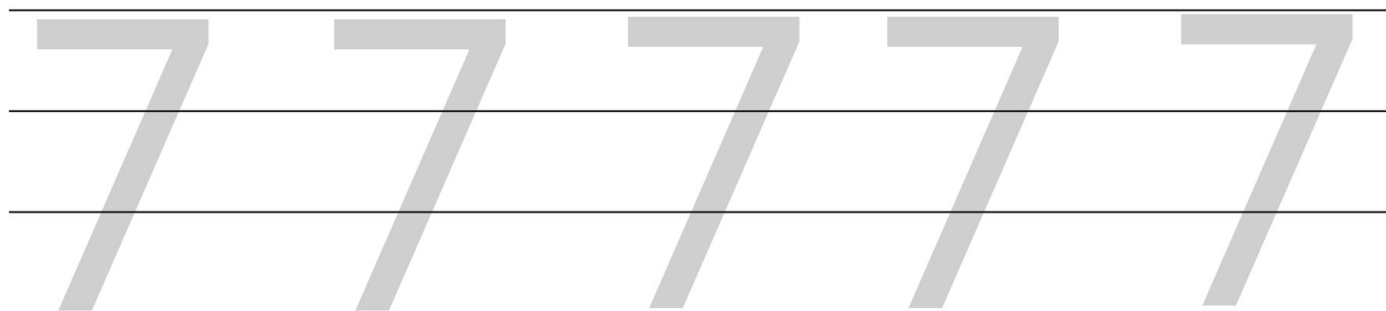
Colour in eight ladybirds.



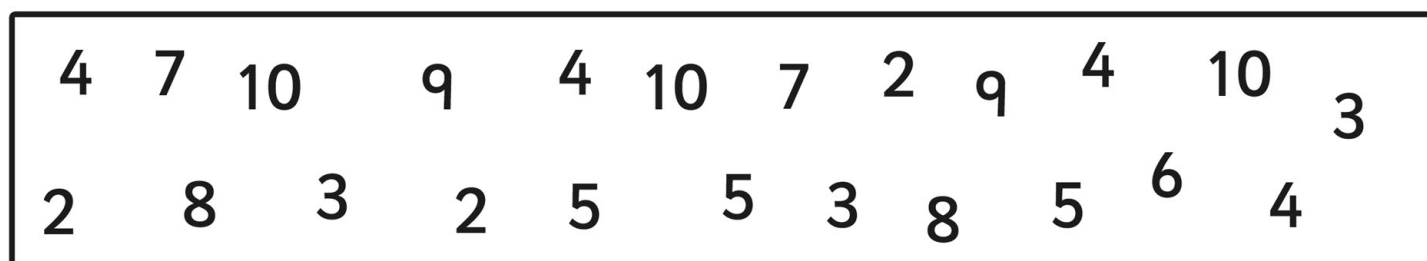
Date _____

Name _____


Trace the number 7.



Circle all the number 7's.



Colour in seven snails.







Date _____

Name _____

Cut and paste the minibeast images in the correct category.

With six legs




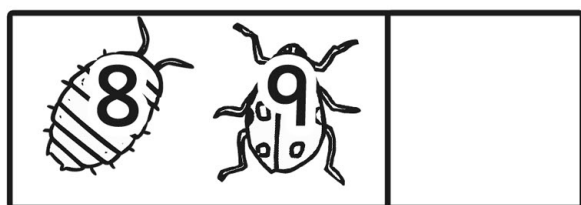

More than six legs



Date _____

Name _____


Cut and paste the missing numbers








Date _____

Name _____

Count and Graph



					
1					
2					
3					
4					
5					