

Homework/Extension

Step 2: Quarter Past and Quarter To

National Curriculum Objectives:

Mathematics Year 2: (2M4a) [Tell and write the time to five minutes, including quarter past/to the hour and draw the hands on a clock face to show these times](#)

Mathematics Year 2: (2M4b) [Compare and sequence intervals of time](#)

Differentiation:

Questions 1, 4 and 7 (Varied Fluency)

Developing Fill in the blanks to tell the time to quarter past and quarter to.

Expected Fill in the blanks to tell the time to quarter past and quarter to and complete the sentence for times in the future.

Greater Depth Fill in the blanks to tell the time to quarter past and quarter to and complete the sentence for times in the past. Not all numerical hours are shown.

Questions 2, 5 and 8 (Varied Fluency)

Developing Complete the clock patterns to support telling the time to quarter past and quarter to. Including drawing on minute hands.

Expected Complete the clock patterns to support telling the time to quarter past and quarter to. Including drawing on minute and hour hands.

Greater Depth Complete the clock patterns to support telling the time to quarter past and quarter to. Including drawing on minute and hour hands. Not all numerical hours are shown.

Questions 3, 6 and 9 (Problem Solving)

Developing Explain whether you agree or disagree with a given statement to support telling the time to quarter past and quarter to. Including drawing on minute hands.

Expected Explain whether you agree or disagree with a given statement to support telling the time to quarter past and quarter to. Including drawing on minute and hour hands.

Greater Depth Explain whether you agree or disagree with a given statement to support telling the time to quarter past and quarter to. Including drawing on minute and hour hands. Not all numerical hours are shown.

More [Year 2 Time](#) resources.



Did you like this resource? Don't forget to [review](#) it on our website.

Quarter Past and Quarter To

1. Look at the clocks below. Use **to** and **past** to fill in the blanks.

A. The time is quarter 7.

B. The time is quarter 6.




VF
HW/Ext

2. Draw the minute hands to complete the clock patterns adding 15 minutes more each time.


A.



Quarter past 2



Half past 2



Quarter to 3

B.



5 o'clock



Quarter past 5




Half past 5



VF
HW/Ext

3. Billy the Bear wants his snack but he won't get it if he is too early or too late! His snack time is at quarter past 1.



I can't get my snack because I am too early.



Do you agree with Billy? Complete the clock to help you explain why.




PS
HW/Ext


Quarter Past and Quarter To

4. Look at the clocks below. Use to and past to fill in the blanks.

A. The time is quarter 8.



B. The time is quarter 5.



What time will it be in an hour?

What time will it be in 30 minutes?






Quarter 9.

Quarter 6.




VF
HW/Ext

5. Draw the hour and minute hands to complete the clock patterns adding 15 minutes more each time.

A.




B.



VF
HW/Ext

6. Wade the Wolf wants his snack but he won't get it if he is too early or too late! His snack time is at quarter past 2.



I can't get my snack because I am too early.



Do you agree with Wade? Draw a clock to help you explain why.





PS
HW/Ext

Quarter Past and Quarter To

7. Look at the clocks below. Fill in the blanks.

A. The time is .

B. The time is .



What time was it one hour before?





What time was it 30 minutes before?

The time was .





The time was . VF
HW/Ext

8. Draw the hour and minute hands to complete the clock patterns adding 15 minutes more each time.

A.




B.




VF
HW/Ext

9. Freddie the Fox wants his snack but he won't get it if he is too early or too late! His snack time is at quarter to 7.



I don't know what time it is but I think I am too early for my snack.



Is Freddie correct? Draw a clock to help you explain.



PS
HW/Ext

Homework/Extension

Quarter Past and Quarter To

Developing

- A.** The time is quarter past 7.
- B.** The time is quarter to 6.

2. **A.**



B.



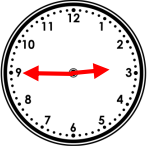
- Billy is correct. He is an hour too early. The clock says quarter past 12, not quarter past 1. The clock should look like this:**



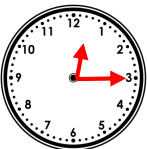
Expected

- A.** The time is quarter to 8. Quarter to 9.
- B.** The time is quarter past 5. Quarter past 6.

5. **A.**



B.



- Wade is correct. He is quarter of an hour too early. The clock says 2 o'clock, not quarter past 2. The clock should look like this:**



Homework/Extension


Quarter Past and Quarter To

Greater Depth

7. **A.** The time is quarter to 9. The time was quarter to 8.

B. The time is quarter past 3. The time was quarter to 3.

8. **A.**



B.



9. **Freddie is incorrect. He is too late. The clock says it is quarter to 8. The clock should look like this:**

